










<b>Business Name</b> <b>CROCKER INDUSTRIES, INC</b>		<b>Business Identification Number</b> <b>555123456</b>	
<b>Doing Business As:</b> CROCKER MERCANTILE		<b>Website:</b> www.crockerindustries.com	
<b>Primary Address:</b> 100 MAIN ST PHOENIX, AZ 85012		<b>Phone:</b> (602)520-1221	
		<b>Tax ID:</b> XX-XXX1985	
<a href="#">View Map</a>		 This business is the ultimate parent. <a href="#">See the corporate hierarchy by clicking here</a>	

Risk Dashboard				
Risk Scores and Credit Limit Recommendation		Days Beyond Terms	Derogatory Legal	Fraud Alerts
Intelliscore Plus  LOW RISK Score range: 1 - 100 percentile Credit Limit Recommendation: <b>\$212,800</b>	Financial Stability Risk  LOW-MEDIUM RISK	Company DBT  Industry DBT: 20	Original Filings 	High Risk Alerts 

Business Facts	
<p>Founded in 1911 and headquartered in Phoenix, AZ, Crocker Industries Incorporated (NASD: CII), is a food service company. The company operates in three segments: Restaurant Services, Convenience Store Services and Cafeteria Services. Its services include supplying fresh and frozen foods along with food related supplies.</p>	
<b>Years on File:</b> 35+ (FILE ESTABLISHED PRIOR TO 01/1977) <b>State of Incorporation:</b> AZ <b>Date of Incorporation:</b> 4/20/1911 <b>Business Type:</b> Institutions Profit <b>Contacts:</b> JOHN Q CONSUMER - CEO MARY JONES - PRESIDENT JAMES SANCHEZ - CONTROLLER	<b>SIC Code:</b> GROCERIES & RELATED PRODUCTS - 5149 BUSINESS SERVICES, NEC - 7389 MEAT & FISH MARKETS - 5421 <b>NAICS Code:</b> Other Grocery Related Products Wholesaler - 424410 General Line Grocery Wholesale - 424410 Meat and Meat Product Merchant Wholesalers - 424470 <b>Number of Employees:</b> 14,816 <b>Sales:</b> \$1,676,906,000 <b>Public Company:</b> Yes <b>Stock Exchange &amp; Symbol:</b> National Association of Securities Dealers Inc., CII <b>Fortune 1000 Ranking</b> 2015 942 2014 967 2013 968

Commercial Fraud Shield	
Evaluation for: CROCKER INDUSTRIES, INC, 100 MAIN ST. PHOENIX, AZ 85012	
Business Alerts	Verification Triggers
<b>Active Business Indicator:</b>  Experian shows this business as active	The primary Business Name, Address, and Phone Number on

Possible OFAC Match:



No OFAC match found

Experian File were reviewed for High Risk indicators, no High Risk indicators were found.

Business Victim Statement:



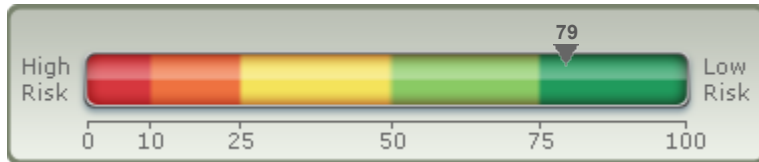
No Victim statements on file

### Credit Risk Score and Credit Limit Recommendation

#### Credit Risk Score: Intelliscore Plus

This score predicts the likelihood of serious credit delinquencies within the next 12 months. The score uses tradeline and collections information, public filings as well as other variables to predict future risk. Higher scores indicate lower risk.

Current Score: 79



#### Intelliscore Plus Risk Assessment

Action or risk threshold, based on your company's thresholds:



#### Intelliscore Plus Industry Risk Comparison

78% of businesses indicate a higher likelihood of severe delinquency.

#### Factors lowering the score

- › BALANCE OF RECENTLY DELINQUENT COMMERCIAL ACCOUNTS
- › BALANCE OF COMMERCIAL ACCOUNTS AT WORST DELINQUENCY
- › COMMERCIAL ACCOUNT DELINQUENCY IN LAST 6 MONTHS

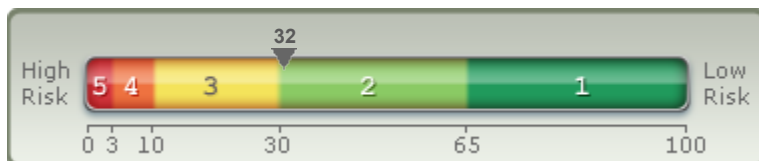
#### Quarterly Score Trends



The Quarterly Score Trends provide a view of the likelihood of delinquency over the past 12 months for this business. The trends will indicate if the score improved, remained stable, fluctuated or declined over the last 12 months.

#### Credit Risk Score: Financial Stability Risk

Financial Stability Risk Score: 32



#### Risk Class: 2



The risk class groups scores by risk into ranges of similar performance. Range 5 is the highest risk, range 1 is the lowest risk.

#### Industry Risk Comparison

31% of businesses indicate a higher likelihood of financial stability risk.

This score predicts the likelihood of financial stability risk within the next 12 months. The score uses tradeline and collections information, public filings as well as other variables to predict future risk. Higher scores indicate lower risk.

Please note, this business is publicly traded. Publicly traded companies are required to publish financial details including balance sheet, income statement and cash flow information that should be considered in conjunction with this score when assessing financial stability risk.

#### Factors lowering the score

- › NUMBER OF COMMERCIAL COLLECTION ACCOUNTS
- › NUMBER OF COMMERCIAL DEROGATORY PUBLIC RECORDS
- › RISK ASSOCIATED WITH THE COMPANY'S INDUSTRY SECTOR
- › PAST COMMERCIAL DEROGATORY BALANCE

### Credit Limit Recommendation

<b>Credit Limit Recommendation</b>	This recommendation compares this business against similar businesses in the Experian business credit database. It is based on trade information, industry, age of business and the Intelliscore Plus. The recommendation is a guide. The final decision must be made based on your company's business policies.
\$212,800	

### Payment and Legal Filings Summary

Payment Performance	Trade and Collection Balance	Legal Filings
<b>Current DBT:</b> 6	<b>Total trade and collection (87):</b> \$391,173	<b>Bankruptcy:</b> No
<b>Predicted DBT as 09/12/2016 :</b> 6	<b>All trades (86):</b> \$391,000	<b>Tax Lien filings:</b> 4
<b>Monthly Average DBT:</b> 4	<b>All collections (1):</b> \$294	<b>Judgment filings:</b> 1
<b>Highest DBT Previous 6 Months:</b> 8	<b>Continuous trade (37):</b> \$361,500	<b>Sum of legal filings:</b> \$124,937
<b>Highest DBT Previous 5 Quarters:</b> 8	<b>6 month average:</b> \$371,300 - \$572,500	<b>UCC filings:</b> 25
<b>Payment Trend Indication:</b> Payments are stable	<b>Highest credit amount extended:</b> \$379,300	<b>Cautionary UCC filings:</b> Yes
	<b>Most frequent industry purchasing terms:</b> NET 30,CREDIT,REVOLVE	

### Industry Comparison

**Industry DBT Range Comparison**  
The current DBT of this business is 6. 11% of businesses have a DBT range of 6-15.


#### DBT Norms

All industry: 10  
Same industry: 20

#### Industry Payment Comparison

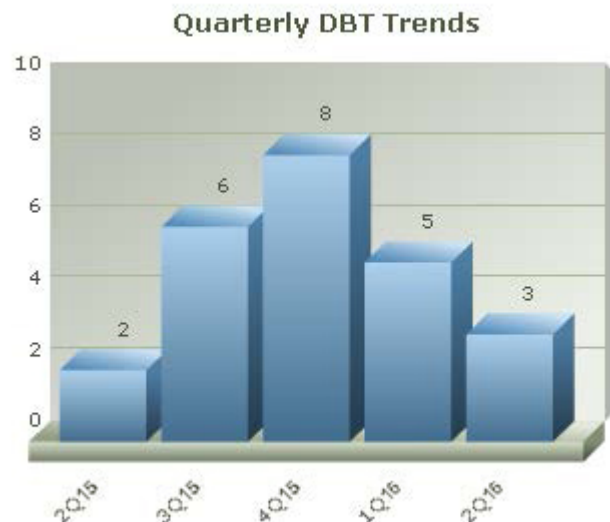
Has paid sooner than 50% of similar businesses

#### DBT for this business: 6



### Payment Trending

#### DBT Trends



#### Monthly Payment Trends

Payment Trends Analysis  
GROCERIES & RELATED PRODUCTS – 5149

Account Status  
Days Beyond Terms

Date Reported	Industry Cur DBT	Business DBT	Balance	Cur	1-30	31-60	61-90	91+
CURRENT	74% 20	6	\$361,500	80%	14%	1%	5%	
JUN16	74% 20	4	\$430,000	85%	10%	4%	1%	
MAY16	74% 20	3	\$444,900	87%	11%	1%	1%	
APR16	74% 20	4	\$572,500	84%	12%	2%	2%	
MAR16	74% 20	4	\$504,400	83%	13%	2%	2%	
FEB16	74% 20	5	\$509,700	76%	22%		2%	
JAN16	74% 19	8	\$495,700	76%	15%	3%	5%	1%

Quarterly Payment Trends									
Payment History - Quarterly Averages					Account Status Days Beyond Terms				
Quarter	Months	DBT	Balance	Cur	1-30	31-60	61-90	91+	
Q2 - 16	APR - JUN	3	+\$404,100	86%	11%	2%	1%		
Q1 - 16	JAN - MAR	5	+\$449,900	82%	13%	2%	3%		
Q4 - 15	OCT - DEC	8	+\$465,500	78%	13%	4%	5%		
Q3 - 15	JUL - SEP	6	+\$803,000	76%	18%	4%	2%		
Q2 - 15	APR - JUN	2	+\$692,500	88%	11%	1%			

Collection Experiences						
Date Placed	Status	Original Balance	Outstanding Balance	Date Closed	Agency	Agency Phone
02/2015	Uncollected	\$173	\$294	07/2015	RECEIVABLE MANAGEMENT SERVICES	(484)242-4000

Trade Payment Summary									
Trade Line Type	Lines Reported	DBT	Recent High Credit	Balance	Current	01-30	31-60	61-90	91+
Continuous	37	6	+\$1,417,900	+\$361,500	80%	14%	1%	5%	
New	4		\$14,100	\$9,800	100%				
<b>Combined Trade</b>	<b>41</b>	<b>6</b>	<b>+\$1,432,000</b>	<b>+\$371,300</b>	<b>81%</b>	<b>14%</b>	<b>1%</b>	<b>4%</b>	
Additional	45		\$165,200	\$19,700	83%	1%		5%	11%
<b>Total Trade</b>	<b>86</b>		<b>\$1,597,200</b>	<b>\$391,000</b>	<b>83%</b>	<b>13%</b>		<b>4%</b>	

Trade Payment - New and Continuously Reported Trade Details											
Payment Experiences (Trade Lines with an (*) after the date are newly reported)						Account Status Days Beyond Terms					
Business Category	Date Reported	Last Sale	Payment Terms	Recent High Credit	Balance	Cur	1-30	31-60	61-90	91+	Comments
ACCT SVCS	06/2016		VARIED	\$174,600	\$0						
BLDG MATRL	07/2016	05/2016	CREDIT	\$1,100	\$300	100%					
CHEMICALS	04/2016	03/2014	NET 30	\$2,300	\$2,300	100%					
COMMUNICTN	04/2016		VARIED	\$58,900	\$58,900	75%	24%	1%			ACCTCLOSED
ELEC MFG	06/2016	06/2016	VARIED	\$5,000	\$0						SATSFTRY
FACTOR	05/2016*		VARIED		\$0						
FARM SUPPL	07/2016	01/2013	CREDIT		\$0						
FINCL SVCS	07/2016	03/2016	NET 30	\$500	\$0						
FINCL SVCS	07/2016	10/2015	REVOLVE	\$284,100	\$0						
FINCL SVCS	07/2016	06/2016	VARIED	\$9,600	\$1,100	100%					ACCTCLOSED
FOOD	04/2016		VARIOUS	\$29,400	\$7,600	100%					

FOOD	07/2016		NET 21	\$137,400	\$51,200	100%				
FOOD DISTR	07/2016			+\$100,000	+\$100,000	65%	26%		9%	
FOOD DISTR	04/2016*		VARIED	\$8,400	\$8,400	100%				
FRGHT FWRD	04/2016*		OTHER	\$700	\$700	100%				
GENERAL	03/2016	02/2016	NET 15	\$900	\$400	100%				
GENERAL	06/2016		CONTRCT		\$0					
GIFTWARE	07/2016	12/2013	NET 30		\$0					CUST 6 YR
GIFTWARE	06/2016		CONTRCT	\$2,200	\$700	100%				
HARDWARE	06/2016	03/2016	CREDIT	\$300	\$0					
HEATNG&A/C	06/2016		NET 30	\$379,300	\$1,700	100%				
MACHINERY	05/2016	05/2016	NET 30	\$7,300	\$400	100%				CUST 8 YR
MED SUPPLY	06/2016		VARIED	\$100	\$0					
NEWSPAPERS	03/2016	11/2012	NET 30	\$1,500	\$0					CUST 16 YR
OFFC SUPPL	07/2016	07/2016	NET 30	\$1,100	\$300	100%				CUST 26 YR
PACKAGING	06/2016		NET 30	\$77,500	\$73,500	100%				
PACKAGING	07/2016		NET 30		\$0					CUST 1 YR
PLUMBING	05/2016		NET30		\$0					CUST 9 YR
PLUMBING	05/2016		NET30		\$0					
PLUMBING	05/2016	05/2016	NET 10	\$132,500	\$52,300	91%		1%	8%	
PRNTG&PUBL	06/2016	09/2015	NET 20	\$400	\$0					
RENTALS	06/2016	05/2016	NET 30	\$4,900	\$4,900	70%	30%			
RENTALS	03/2016		NET 10		\$0					
RETL TRADE	06/2016	05/2016	CREDIT	\$300	<\$100	100%				
SAFTY PROD	04/2016		NET30		\$0					CUST 20 YR
TEMP HELP	06/2016	05/2016	NET 7	\$2,100	\$2,000	54%	21%	21%	4%	CUST 32 YR
TELECOM	06/2016		NET 30	\$4,200	\$3,800	100%				
TOYS&GAMES	06/2016	01/2014	VARIED		\$0					
TRANSPORTN	07/2016		NET 15	\$400	\$0					
WAREHOUSE	07/2016		CREDIT		\$0					ACCTCLOSED
WHLSE TRAD	05/2016*		NET 30	\$5,000	\$700	100%				

Trade Payment - Additional Trade Details											
Business Category	Payment Experiences				Account Status						
	Date Reported	Last Sale	Payment Terms	Recent High Credit	Balance	Cur	Days Beyond Terms				Comments
							1-30	31-60	61-90	91+	
ADVERTISNG	08/2015		NET 30		\$0						
AIR TRANS	07/2013		NET 30		\$0						CUST 5 YR
APPAREL	01/2016		OTHER	\$1,100	\$1,100		3%		97%		
AUTO RENTL	03/2016		NET 30	\$16,000	\$0						
BANK CARD	06/2016		REVOLVE	\$25,700	\$4,200	100%					
BLDG MATRL	05/2015	11/2013	CREDIT		\$0						
CHEMICALS	01/2015		NET 30		\$0						
CHEMICALS	05/2013		NET 30		\$0						
CRED CARD	07/2016	01/2013	REVOLVE		\$0						
CRED CARD	07/2016	01/2012	REVOLVE		\$0						
CRED CARD	07/2016	11/2013	REVOLVE		\$0						
CRED CARD	07/2016	12/2013	REVOLVE		\$0						
CRED CARD	08/2014		CONTRCT	\$7,600	\$0						
CRED CARD	12/2014		CONTRCT		\$0						

CRED CARD	03/2016		CONTRCT		\$0			
CRED CARD	06/2016	03/2016	NET 30	\$5,200	\$0			ACCTCLOSED
CRED CARD	06/2016	06/2013	NET 30	\$13,700	\$0			ACCTCLOSED
ELEC SUPLR	01/2016		NET 30	\$200	\$200	100%		
FAB METALS	04/2015		NET 30		\$0			
FACTOR	09/2015		VARIOUS		\$0			
FACTOR	01/2014		NET 30		\$0			CUST 10 YR
FINCL SVCS	02/2015		NET PRX	\$7,000	\$800	100%		
FOOD	07/2014	06/2013	VARIED	\$500	\$500	100%		
FOOD DISTR	02/2015	02/2015	NET 7	\$400	\$200		100%	
FOOD EQUIP	09/2013	03/2009			\$0			
GENERAL	09/2013	08/2012	VARIED		\$0			
GENERAL	09/2014		CONTRCT	\$300	\$0			
GLASS	08/2015	06/2015	NET 30	\$300	\$0			
INDUS SUPL	01/2014	01/2012	NET 30	\$100	\$0			CUST 10 YR
INDUS SUPL	02/2015	09/2014	NET 30	\$600	\$0			CUST 28 YR
INDUS SUPL	02/2015	11/2014	NET 30	\$3,300	\$200	100%		CUST 12 YR
LEASING	07/2015		NET 10	\$3,300	\$2,400		6%	94%
MACH DISTR	04/2015	09/2014	1/10N30	\$1,600	\$0			CUST 32 YR
MANUFCTRNG	09/2015	08/2015	NET 30	\$7,600	\$200	100%		
MANUFCTRNG	07/2015	06/2015	NET 30	\$400	\$200	100%		
MISC MANUF	03/2015	03/2015	NET 30	\$3,400	\$300	100%		
OFFC SUPPL	10/2013	06/2013	CREDIT		\$0			ACCTCLOSED
PACKAGING	02/2016		NET 30	\$1,000	\$0			
PAPER DIST	05/2014	07/2009	NET 30		\$0			CUST 9 YR
PAPER DIST	05/2014	05/2014	NET 10	\$12,700	\$9,400	100%		CUST 25 YR
PLUMBING	12/2014	07/2011	NET30		\$0			
PRNTG&PUBL	05/2014		VARIED		\$0			
RETL TRADE	06/2014		VARIED		\$0			
TRANSPORTN	08/2015	04/2015	NET 15	\$53,200	\$0			
TRNS EQUIP	10/2014		NET 15		\$0			

Legal Filings					
Tax Liens					
File Date	Filing Type	Status	Amount	Filing Number	Jurisdiction
09/19/2015	Federal Tax Lien	Released	\$63,600	FTL11223445	MARICOPA COUNTY SUP CT
	<b>Filed by:</b> INTERNAL REVENUE SERVICE				
06/21/2014	Federal Tax Lien	Filed	\$63,600	FTL11223445	MARICOPA COUNTY SUP CT
	<b>Filed by:</b> INTERNAL REVENUE SERVICE				
08/04/2012	State Tax Lien	Released	\$35	20125099232	MARICOPA COUNTY RECORDER
	<b>Filed by:</b> STATE OF ARIZONA				
05/01/2012	State Tax Lien	Filed	\$35	201285092141	MARICOPA COUNTY RECORDER
	<b>Filed by:</b> STATE OF ARIZONA				
04/04/2012	State Tax Lien	Filed	\$45,076	12JG013382	CLARK COUNTY RECORDER OF DEEDS
	<b>Filed by:</b> STATE OF NEVADA				
02/14/2011	State Tax Lien	Filed	\$13,226	201148924	MARICOPA COUNTY RECORDER
	<b>Filed by:</b> STATE OF ARIZONA				

Judgments					
File Date	Plaintiff	Status	Amount	Filing Number	Jurisdiction
04/13/2010	MAVALINA PRODUCE	Filed	\$3,000	20100000003	PHOENIX JUST COURT

## Uniform Commercial Code (UCC) Filings

UCC Filing Summary						
Date Range	Year	Cautionary UCCs**	Total Filed	Released / Termination	Continuous	Amended / Assigned
JUL - PRESENT	2016					
JAN - JUN	2016	1	6			
JUL - DEC	2015		5	3		
JAN - JUN	2015	1	4	1		
JUL - DEC	2014		1			
PRIOR TO JUL	2014	3	9		1	
<b>Total</b>		<b>5</b>	<b>25</b>	<b>4</b>	<b>1</b>	<b>0</b>

\*\* Cautionary UCC Filings include one or more of the following collateral:  
Accounts, Accounts Receivables, Contract Rights, Hereafter Acquired Property, Inventory, Leases, Notes Receivable or Proceeds.

## UCC Details

<p><b>UCC FILED Date:</b> 06/29/2016 <b>Filing Number:</b> 201600000123 <b>Jurisdiction:</b> ARIZONA SEC OF STATE <b>Secured Party:</b> STAGE COACH DIST INC AZ PHOENIX 85012 118 NW 232ND STREET</p>	<p><b>UCC FILED Date:</b> 05/16/2016 <b>Filing Number:</b> 201606543914 <b>Jurisdiction:</b> SEC OF STATE AZ <b>Secured Party:</b> COYOTE GREETINGS INC AZ SCOTTSDATE 85255 12074 RIVERVIEW TER</p>
<p><b>UCC FILED Date:</b> 05/09/2016 <b>Filing Number:</b> 201600000311 <b>Jurisdiction:</b> ARIZONA SEC OF STATE <b>Secured Party:</b> STAGE COACH DIST INC AZ PHOENIX 85012 118 NW 232ND STREET</p>	<p><b>UCC FILED Date:</b> 04/27/2016 <b>Filing Number:</b> 201648128539 <b>Jurisdiction:</b> SEC OF STATE AZ <b>Secured Party:</b> MONSOON STATE BANK AZ MESA 85202 483 COLLEGE PARK DR</p>
<p><b>UCC TERMINATED Date:</b> 02/13/2016 <b>Filing Number:</b> 201614561234 <b>Original Filing Date:</b> 11/22/2011 <b>Original Filing Number:</b> 200914751261 <b>Original Filing State:</b> AZ <b>Jurisdiction:</b> ARIZONA SEC OF STATE <b>Secured Party:</b> FOREMOST SPIRITS CORP AZ SEDONA 86339 5983 MESA VIEW CIR</p>	<p><b>UCC FILED Date:</b> 01/30/2016 <b>Filing Number:</b> 201631754131 <b>Jurisdiction:</b> SEC OF STATE AZ <b>Secured Party:</b> MONSOON STATE BANK AZ MESA 85202 483 COLLEGE PARK DR</p>
<p><b>UCC FILED Date:</b> 01/03/2016 <b>Filing Number:</b> 2016 1144303 <b>Jurisdiction:</b> SEC OF STATE DELAWAR <b>Secured Party:</b> BMS CREDIT LLC NEW YORK 10030 1 NORTH GATTLE DRIVE <b>Collateral:</b> EQUIP, AFTER ACQUIRED PROP, UNDEFINED</p>	<p><b>UCC FILED Date:</b> 12/14/2015 <b>Filing Number:</b> 201554918532 <b>Jurisdiction:</b> ARIZONA SEC OF STATE <b>Secured Party:</b> IWIN FOODS, LLC ID IDAHO FALLS 83401 125 CANYON FORT DR</p>
<p><b>UCC FILED Date:</b> 11/22/2016 <b>Filing Number:</b> 201540005983 <b>Jurisdiction:</b> ARIZONA SEC OF STATE <b>Secured Party:</b> FOREMOST SPIRITS CORP AZ SEDONA 86339 5983 MESA VIEW CIR</p>	<p><b>UCC FILED Date:</b> 11/14/2015 <b>Filing Number:</b> 201551904321 <b>Jurisdiction:</b> ARIZONA SEC OF STATE <b>Secured Party:</b> IWIN FOODS, LLC ID IDAHO FALLS 83401 125 CANYON FORT DR</p>
<p><a href="#">+ View Additional UCC Details</a></p>	

## Commercial Finance Relationships

### Banking Relationships

**Financial Institution:** DESERT NATIONAL BANK  
**Address:** 45 S SONORA BREEZE PHOENIX AZ 85012  
**Phone:** (602) 520-1100  
**Account Type:** UNDISCLOSED  
**Date Opened:** 12/20/2015  
**Account Rating:** NO COMMENT AS OF 06/16/2016

## Additional Business Facts

### Corporate Registration

THE FOLLOWING INFORMATION WAS PROVIDED BY THE STATE OF ARIZONA.

**State of Origin:** AZ  
**Date of Incorporation:** 04/20/2015  
**Current Status:** Active  
**Business Type:** Institutions - Unknown  
**Charter Number:** 665433

### Competitors

OMNI FOODS, INC

## Corporate Linkage

Business Name	Location	BIN
<b>The inquired upon business, CROCKER INDUSTRIES, INC, is the Ultimate Parent</b>		
CROCKER INDUSTRIES, INC	100 MAIN ST - PHOENIX AZ	312845017
<b>Subsidiaries of the inquired upon business:</b>		
<u>ABC COMPANY INC</u>	478 ANTON BLVD - COSTA MESA, CA	862731479
<u>FOOD, INC</u>	26843 LONE STAR WY - MCKINNEY, TX	394021789
<b>Branches of the inquired upon business:*</b>		
CROCKER INDUSTRIES, INC	101 1ST AVENUE - MCKINNEY, TX	378655532

## Inquiries

### Summary of Inquiries

Business Category	JUL16	JUN16	MAY16	APR16	MAR16	FEB16	JAN16	DEC15	NOV15
ADV TV				1					
BUREAU				1					
CREDITUNION								1	
FACTOR				1					
HOUSEWARES						1			
TELECOM					1				
TRANSPORTN	1						1		
UTILITY					1				
<b>Totals</b>	<b>1</b>			<b>3</b>	<b>2</b>	<b>1</b>	<b>1</b>	<b>1</b>	



## Corporate Financial Information

### Balance sheet for fiscal year ending: DEC 31 Data current through: 12/31/2015 (\$ Thousands)

	2015	2014	2013
Cash and equivalent	57,730	17,803	13,606
Receivables - net	26,043	19,857	23,045
Inventory	23,526	25,920	31,087
Other current assets	12,306	13,344	12,522
<b>Total current assets</b>	<b>119,605</b>	<b>76,924</b>	<b>80,260</b>
Fixed assets - net	900,878	961,974	1,002,692
Investments	27,620	23,032	15,936
Other assets	46,218	47,227	48,760
<b>Total assets</b>	<b>1,094,321</b>	<b>1,109,157</b>	<b>1,147,648</b>
Debt due in 1 year	13,571	40,905	93,904
Notes payable	0	0	0
Accounts payable	30,418	29,322	32,220
Taxes payable	10,793	8,708	9,867
Other current liabilities	116,330	114,521	109,814
<b>Total current liabilities</b>	<b>171,112</b>	<b>193,456</b>	<b>245,805</b>
Long term debt	135,716	149,287	176,192
Other liabilities	123,383	128,257	127,945
Net worth	664,110	638,157	597,706
<b>Total liab. and net worth</b>	<b>1,094,321</b>	<b>1,109,157</b>	<b>1,147,648</b>

### Operating statement for fiscal year ending: APR 29 Data current through: 04/29/2015 (\$ Thousands)

	2015	2014	2013
Net sales	1,676,906	1,726,804	1,750,512
Cost of goods sold	509,849	516,667	537,085
Gross income on sales	1,167,057	1,210,137	1,213,427
Expenses	1,087,384	1,113,811	1,197,366
Pre-tax income	79,673	96,326	16,061
Taxes	25,510	25,998	21,207
After tax income	54,163	70,328	-5,146
Extraord. inc. & discount'd ops	0	0	0
Net income	54,163	70,328	-5,146

### Critical data and ratios for fiscal year ending: APR 29 Data current through: 04/29/2015 (\$ Thousands)

	2015	2014	2013
Net worth	664,110	638,157	597,706
Net working capital	-51,507	-116,532	-165,545

Current ratio (times)	0.7	0.4	0.3
% Total debt to n.w.	64.8	73.8	92.0
% Current debt to n.w.	25.8	30.3	41.1
% After tax inc. to n.w.	8.2	11.0	-0.9
% After tax inc. to net sales	3.2	4.1	-0.3
Net sales to inventory (times)	71.3	66.6	56.3
CGS to inventory (times)	21.7	19.9	17.3
Avg. days sales outstanding (days)	5.7	4.2	4.8

***Experian prides itself on the depth and accuracy of the data maintained on our databases. Reporting your customer's payment behavior to Experian will further strengthen and enhance the power of the information available for making sound credit decisions. Give credit where credit is due. Call 1-800-520-1221, option #4 for more information.***

End of report

1 of 1 report

*The information herein is furnished in confidence for your exclusive use for legitimate business purposes and shall not be reproduced. Neither Experian Information Solutions, Inc., nor their sources or distributors warrant such information nor shall they be liable for your use or reliance upon it.*

© Experian . All rights reserved. [Privacy policy](#).

Experian and the Experian marks herein are service marks or registered trademarks of Experian.